



- 8-ounce, 50/50 cotton/poly
- Double-needle stitching at waistband and cuffs
- Double-lined hood
- No drawcord at hood
- 1x1 rib knit cuffs and waistband with spandex
- Front pouch pocket

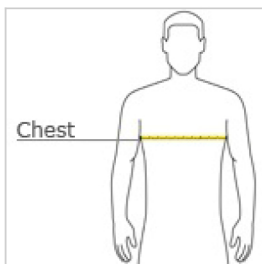


front



back

### HOW TO MEASURE



















#### CHEST

With arms down at sides, measure around the upper body, under arms and over the fullest part of the chest.

### SIZE CHART

	XS	S	M	L	XL
Size	2-4	6-8	10-12	14-16	18-20
Chest	30-32	32-34	34-36	36-38	38-40

### COLOR INFORMATION

 Black PMS 426 C	 Carolina Blue PMS 659 C	 Charcoal	 Forest Green	 Gold	 Heliconia	 Irish Green	 Light Pink PMS 685 C	 Maroon	 Navy PMS 533 C
 Orange	 Purple PMS 7665 C	 Royal PMS 7686 C	 Safety Pink	 Sport Grey	 White PMS COOL GREY PMS WHITE 7 C				

\*Not all sizes are available in every color.